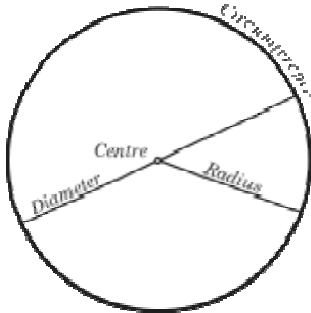


Finding your ring size:

There are two ways to measure a ring's size.

- Method A: Diameter of a ring or
- Method B: circumference of a ring



Tips:

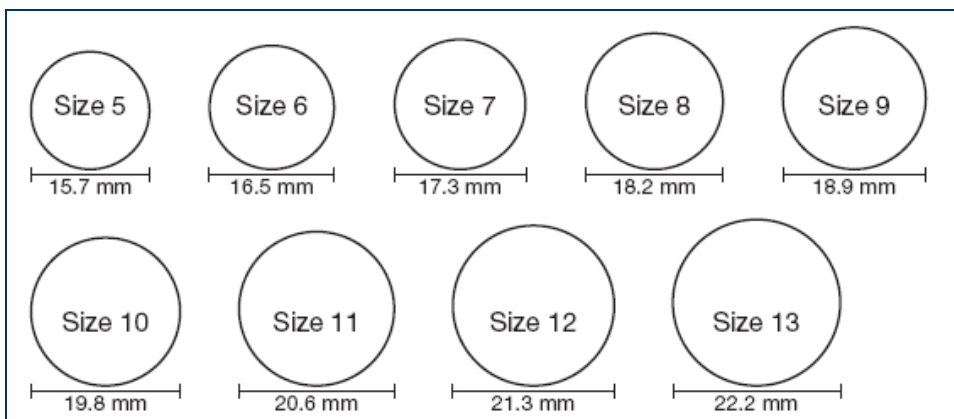
Measure your finger in warm temperatures at the end of the day. Please use **Method B** below, if your knuckle is a lot larger than the base of your finger. Or measure *both* the base of your finger *and your knuckle* and select a size in between the two.

Tips if you're buying the ring as a surprise:

Ask your intended recipient's spouse or friend if they know his/her finger size. Borrow one of your intended recipient's rings and use **Method A** below. (Make sure to borrow a ring that fits the finger you intend your gift ring to fit.)

Method A: Measure a ring that fits you










Place a ring that fits you over the circle, making sure the inside of the ring lines up with the outside of the circle. Order the larger size, if you are between sizes.



Method B: Measure your finger and compare to the scale

Measure your finger and compare to the scale:

- 1 Find a piece of non-stretchy string about 6" long, or a strip of paper about 6" long and 1/4" wide.
- 2 Wrap it snugly around the base of your finger.
- 3 Using a pen, mark the point on the string or paper where it overlaps, forming a complete circle.
- 4 Compare the length of the string or paper to the lines on the paper below to determine your ring size. Order the larger size, if you are between sizes,

Size 5 (49.3mm)	
Size 6 (51.9mm)	
Size 7 (54.4mm)	
Size 8 (57.0mm)	
Size 9 (59.5mm)	
Size 10 (62.1mm)	
Size 11 (64.6mm)	
Size 12 (67.2mm)	
Size 13 (69.7mm)	

Print this page. NOTE: For accurate ring-size results, you must make sure that you **do not** have "Shrink oversized pages to fit paper size" or "Expand small pages to paper size" selected in the Print dialog box. Use a ruler to counter check the measurements are correct.

Conversion chart for ring sizes

Inside diameter		Inside circumference		Sizes			
(in)	(mm)	(in)	(mm)	United States and Canada	United Kingdom, Ireland, and Australia	Japan	Switzerland
0.586	14.88	1.84	46.8	4	H	7	
0.618	15.70	1.94	49.3	5	J 1/2	9	
0.65	16.51	2.04	51.9	6	L 1/2	11	12.75
0.682	17.32	2.14	54.4	7	N 1/2	14	15.25
0.714	18.14	2.24	57.0	8	P 1/2	16	17.75
0.746	18.95	2.34	59.5	9	R 1/2	18	
0.778	19.76	2.44	62.1	10	T 1/2	20	
0.81	20.57	2.54	64.6	11	V 1/2	23	
0.842	21.39	2.65	67.2	12	X 1/2	25	27.5
0.874	22.20	2.75	69.7	13		27	
0.906	23.01	2.85	72.3	14	Z3		
0.938	23.83	2.95	74.8	15			
0.97	24.64	3.05	77.4	16			